
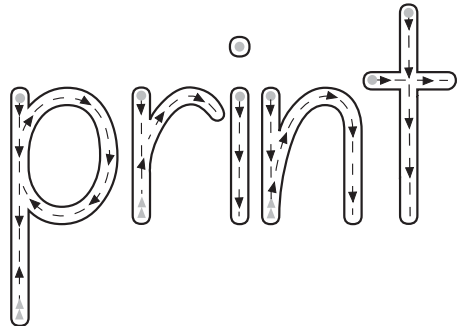



Name _____ Date _____



Trace and write each print letter twice.

Handwriting practice lines for letters a through z. Each letter is shown on a set of three horizontal lines (top, middle-dotted, bottom) with a starting dot and a directional arrow. The letters are arranged in rows: a, b, c; d, e, f; g, h, i; j, k, l; m, n; o, p; q, r; s, t, u; v, w, x; y, z.



Practising printing

