


READ WITH
**Biff,
Chip &
Kipper**

My Phonics Kit

Kipper's Phonics Workbook



Series created by
Roderick Hunt
and **Alex Brychta**

OXFORD

Tips for learning together

These workbooks are packed with enjoyable activities to help your child practise the phonics they have learned at school. Don't worry, you don't need to prepare anything beforehand. Just remember, if your child is struggling with a word:

- 1 Say the sounds from left to right of the word, then blend the sounds to hear the whole word.
- 2 How to blend: point under each letter or letter group as you say the sound, then run your finger under the whole word as you say it.
e.g. **y-e-s** **yes** **b-oa-t** **boat**
- 3 Talk about the meaning if your child does not understand the word they have read.
- 4 Give your child lots of praise and encouragement.
- 5 Work at your child's pace. You don't need to finish a book in one sitting.
- 6 Finish each session on a positive note, with a reward sticker.

You can listen to all of the sounds on the My Phonics Kit CD-ROM.

Sounds and alternative spellings, with a list of words and nonsense words for your child to sound out and blend.

N.b nonsense words could have more than one pronunciation. The intended pronunciation will include the focus sound at the top of the page.

Matching and other fun phonics activities.

The sound practised on these pages is 'ai' as in *rain*.
Some spellings of this sound are:




ai	ay	a	a-e
main	play	apron	game

Can you find these spellings in the words below?

Read these words as quickly as you can.

tail	cake	acorn	bay
pail	tale	table	say


Now read the alien words.


		
scrain	plake	framay


Can you read this tongue twister?
May I bake an angel cake today for Fay?

Match the captions to the pictures.

- an ape with a cake
- a snail on a tail
- an angel on a tray
- a snake in a chain



Give Floppy a 

Well done! 

Spot the 10 minibeasts that are hiding in the pages.

Have fun!



Get your tongues around the amusing tongue twisters and ditties.

Collect Floppy's poster stickers.



For more hints and tips on helping your child become a successful and enthusiastic reader look at our website www.oxfordowl.co.uk.

The sound practised on these pages is 'ai' as in *rain*.
This sound can be written in different ways:

ai	ay	a	a-e
main	play	apron	game

Can you find this sound in the words below?



Read these words as quickly as you can.


tail	cake	acorn	bay
pail	tale	label	say




Now read the alien words.



scrain



plake



framay



Can you read this tongue twister?

May I bake an angel cake today for Fay?

Match the captions to the pictures.

an ape with a cake

a snail on a tail



an angel on a tray

a snake in a chain

