

## Test B: Data

Mrs Honey's shop has been busy. This table shows items sold last month. Use it to answer the following questions.

WEEK	Sunhats	Umbrellas	Jigsaws	Sunglasses	Deckchairs
1	42	2	3	36	27
2	12	39	20	8	1
3	4	60	31	1	2
4	56	0	2	61	39

1 How many more sunhats were sold in Week 4 than in Week 3?




---

2 How many fewer deckchairs were sold in Week 1 than in Week 4?




---

3 How many sunglasses were sold in total?




---

4 How many items were sold in Week 2?




---

5 Which was the most popular item sold?





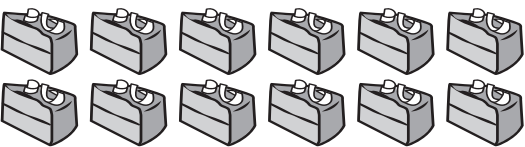



---

6 In which week were the most items sold?




---

There are 30 children in Year 4. They hold a Bake Sale to raise money and they sell each item for 20p. This chart shows the baked goods that were sold. Use it to answer the following questions.

Lemon cake slices	
Fruit cake slices	
Chocolate cake slices	
Flapjack	
Scone	

- 7 Which two types of baked goods sold the same amount? 1
- 
- 8 How many more flapjacks than pieces of fruit cake were sold? 1
- 
- 9 How many fewer scones were sold than pieces of chocolate cake? 1
- 
- 10 How much money was raised by selling the two most popular items? 1
- 
- 11 How much money was raised altogether? 1
- 

Total 11