

## Camping Conundrum 3

Suitable for: upper KS2 / P6 – 7

This is a simple activity looking at finding all possibilities. It will help your child to work through a problem in a logical way, so that you don't leave any answers out.

### What you will need:

- A printout of page 2 of this activity sheet
- Numicon 6-, 7- and 8-shapes or multiple copies of the Numicon shapes printed and cut out ([link to printable Numicon Shapes](#))
- Numicon 200–100 Numeral Cards printed and cut out from pages 3 - 12
- Numicon 10s Number Line printed and cut out from pages 13 - 17

### What to do:

Tell your child:

- They are the camp organiser and have to make sure that there are enough tents for all of the campers to sleep in.
- The tents can hold either 6, 7 or 8 people, as shown in the examples below.
- No camper is allowed to sleep in a tent on their own.

### Then:

- Shuffle the Numicon Numeral Cards and put the pile face-down on the table.
- Turn over the top card – this number tells you how many people are camping out for the night.
- Ask your child to find the number of campers on the Numicon 10s Number Line.
- Now use the Numicon 6-, 7- and 8-shapes to work out the number of tents your campers will need. (e.g. for 50 campers, you could use 6 × 7-person tents and 1 × 8-person tent.)
- Work out your answers or check them on the Numicon 10s Number Line.
- Ask your child to find other combinations that will also work.

### Ask questions like:

- Have you found all of the possible solutions? How do you know?
- Is it possible to have an equal amount of people in each tent?
- Is it possible to use only one size of tent? (e.g. 6-person tent)
- If a camper cannot sleep in a tent on their own, what is the fewest number of campers we can put in a tent?
- Can you find a way to record them so that we can check that you have them all?




### Take it further:

Once children have completed and talked about this activity, you can try:

- Repeating the activity with a different number of campers.
- Repeat the activity, choosing different sizes for all 3 tents. (e.g. tents that can hold 4, 5 or 6 people.)

# Camping Conundrum 3

Printable templates





numicon 

**20**

OXFORD

numicon 

**21**

OXFORD

numicon 

**22**

OXFORD

numicon 

**23**

OXFORD

numicon 

**24**

OXFORD

numicon 

**25**

OXFORD

numicon 

**26**

OXFORD

numicon 

**26**

OXFORD

numicon 

**27**

OXFORD



numicon 

**28**

OXFORD

numicon 

**29**

OXFORD

numicon 

**30**

OXFORD

numicon 

**31**

OXFORD

numicon 

**32**

OXFORD

numicon 

**33**

OXFORD

numicon 

**34**

OXFORD

numicon 

**35**

OXFORD

numicon 

**36**


OXFORD



numicon 


**37**

OXFORD

numicon 

**38**

OXFORD

numicon 


**39**

OXFORD

numicon 

**40**

OXFORD

numicon 

**41**

OXFORD

numicon 

**42**

OXFORD

numicon 


**43**

OXFORD

numicon 

**44**

OXFORD

numicon 

**45**

OXFORD



numicon 

**46**

OXFORD

numicon 

**47**

OXFORD

numicon 

**48**

OXFORD

numicon 

**49**

OXFORD

numicon 

**50**

OXFORD

numicon 

**51**

OXFORD

numicon 

**52**

OXFORD

numicon 

**53**


OXFORD

numicon 

**54**


OXFORD



numicon 


**55**

OXFORD

numicon 


**56**

OXFORD

numicon 


**57**

OXFORD

numicon 


**58**

OXFORD

numicon 


**59**

OXFORD

numicon 

**60**

OXFORD

numicon 


**61**

OXFORD

numicon 

**62**


OXFORD

numicon 

**63**


OXFORD



numicon 


**63**

OXFORD

numicon 


**65**

OXFORD

numicon 


**66**

OXFORD

numicon 


**67**

OXFORD

numicon 


**68**

OXFORD

numicon 

**69**

OXFORD

numicon 

**70**

OXFORD

numicon 

**71**

OXFORD

numicon 

**72**

OXFORD





numicon 

**73**

OXFORD

numicon 

**74**

OXFORD

numicon 

**75**

OXFORD

numicon 

**76**

OXFORD

numicon 

**77**

OXFORD

numicon 

**78**

OXFORD

numicon 

**79**

OXFORD

numicon 

**80**

OXFORD

numicon 

**81**


OXFORD



numicon 


**82**

OXFORD

numicon 


**83**

OXFORD

numicon 


**84**

OXFORD

numicon 


**85**

OXFORD

numicon 


**86**

OXFORD

numicon 


**87**

OXFORD

numicon 


**88**

OXFORD

numicon 

**89**


OXFORD

numicon 

**90**

OXFORD



numicon 

**91**

OXFORD

numicon 

**92**

OXFORD

numicon 

**93**

OXFORD

numicon 


**94**

OXFORD

numicon 

**95**

OXFORD

numicon 


**96**

OXFORD

numicon 


**97**

OXFORD

numicon 

**98**


OXFORD

numicon 

**99**


OXFORD




numicon 

**100**


OXFORD

numicon 


OXFORD

numicon 


OXFORD

numicon 


OXFORD

numicon 


OXFORD

numicon 


OXFORD

numicon 

OXFORD

numicon 

OXFORD

numicon 

OXFORD

Numicon printable 10s Number line

