



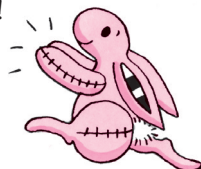
Halloween Hunt

Trick or treat Isadora Moon style with
our vampire-fairy Halloween hunt!






Instructions

1. A grown up cuts out the vampire and fairy items on the following pages and hides them around the house before the trick or treating begins!
2. Now the fun part... the children need to find as many of the items as they can. For every vampire item they find they get a **trick** and for every fairy item they find they get a **treat**!
3. A **trick** could be eating a spooky dragon egg (the recipe is in the party pack on isadoramoon.co.uk) or casting a 'freezing spell' so the children have to stand still for 2 minutes! A **treat** could be watching an Isadora Moon animation on Instagram at [@IsadoraMoon](https://www.instagram.com/IsadoraMoon), or drinking some delicious Isadora Moon hot chocolate (the recipe is in the activity section of isadoramoon.co.uk).
4. Use our handy table below to count up how many vampire and fairy items the children find.
5. Bonus round! Pink rabbit is neither vampire or fairy, but the first child to find him wins a special prize!



Vampire things	Tick when found	Fairy things	Tick when found
Count Bartholomew Moon (Isadora's Dad - the best vampire ever)		Countess Cordelia Moon (Isadora's Mum - the best fairy ever)	
Mirror (vampires are vain)		Pink flower (fairies love flowers)	
Umbrella (vampires hate the sun)		Fairy wand (for doing fairy magic)	
Tomato juice (tastes delicious to all vampires)		Tiara (fairies love a bit of sparkle)	

ISADORA MOON



ISADORA MOON

